DGG

BROCHURE / CATALOG >>>>>

https://www.dggpower.com

DGG 登高

DGG 登高

YH10W – 3L ~ 24L

SURGE ARRESTER

OUTDOOR / THREE-PHASE / METAL OXIDE



登高电气有限公司
DENGGAO ELECTRIC CO.,LTD.

YH10W – 21L ~ 24L METAL OXIDE SURGE ARRESTER

1. SUMMARY

The metal oxide surge arrester (MOA) is an advanced overvoltage protector in the world. The metal oxide resistors (MOV) adopt overvoltage limiter Technology. It has a good response to the steep front surge, excellent volt-ampere characteristics, and high discharge capability, which provides very consistent protection merit at steep front surge, lightning surge, and switching surge, and enhances protective capability.

The product has been confirmed by the Chinese National Center for quality supervision and testing of insulators and surge arresters. The technical performance of the product conforms to IEC60099-4 standard technical requirements.

All composite jacket MOAs can be equipped with disconnectors, which are generally installed on insulating supports. The upper part is directly connected with the low-voltage end of the arrester, and the lower part is connected with the grounding conductor. When the MOA is damaged and an abnormal current occurs, the disconnector will automatically disengage. See the right figure for the working condition of the disconnector to enable the damaged MOA to exit the system. The dotted line in the figure shows that the grounding part is disconnected after the disconnection action..

2. MODEL AND MEANING

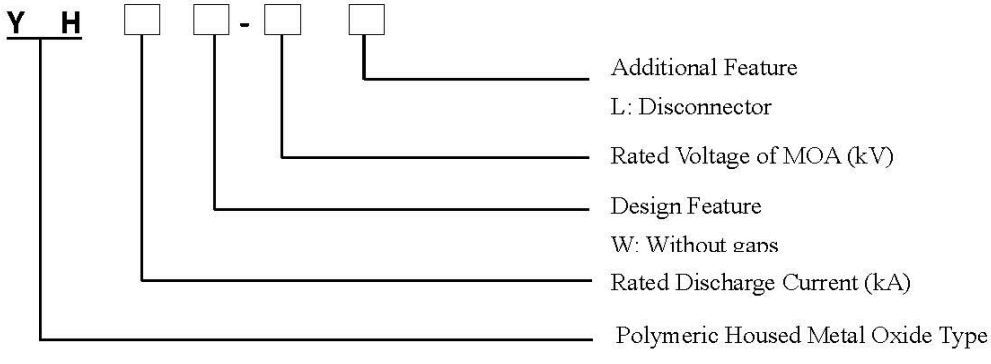

3. NORMAL USAGE CONDITIONS

1. Ambient temperature: no higher than+40 ℃, no lower than - 40 ℃;
2. Altitude: no more than 3000 m;
3. Power frequency: 50 ± 2Hz; 60±2Hz;
4. Maximum wind speed: 35m/s;
5. The voltage applied to the arrester for a long time shall not be higher than the continuous operation voltage of the arrester;

YH10W – 21L ~ 24L METAL OXIDE SURGE ARRESTER

4. TECHNICAL PARAMETER TABLE

Type	Rated Current (kA)	Rated Voltage (kV)	Continuous operating Voltage (kV ≥)	¼ Steep Current Residual Voltage (kV ≤)	8/20 Lightning Current Residual Voltage(kV ≥)	30/60 Switching Current Residual Voltage(kV ≤)	2000 Regular Wave Current Impulse (A)	4/10 Current Withstand Discharge Capacity (kA)
YH5W – 3L	5	3	2.55	9.5	9	7.7	100	65
YH5W – 6L	5	6	5.1	19.0	18	15.4		
YH5W – 9L	5	9	7.65	28.5	27	23.1		
YH5W – 12L	5	12	10.2	38.0	36	30.8		
YH5W – 15L	5	15	12.7	47.5	45	38.5		
YH5W – 18L	5	18	15.3	57.0	54	46.2		
YH5W – 21L	5	21	17.0	66.5	63	53.9		
YH5W – 24L	5	24	19.2	76.0	72	61.6		
YH5W – 27L	5	27	21.9	85.5	81	69.3		
YH5W – 30L	5	30	24.4	95.5	90	76.5		
YH5W – 33L	5	33	26.8	104.5	99	84.7		
YH5W – 36L	5	36	29.0	114.0	108	92.5		
YH5W – 42L	5	42	34.1	132.3	126	100.1		
YH10W – 3L	10	3	2.55	9.5	9	7.7	250	100
YH10W – 6L	10	6	5.1	19.0	18	15.4		
YH10W – 9L	10	9	7.65	28.5	27	23.1		
YH10W – 12L	10	12	10.2	38.0	36	30.8		
YH10W – 15L	10	15	12.7	47.5	45	38.5		
YH10W – 18L	10	18	15.3	57.0	54	46.2		
YH10W – 21L	10	21	17.0	66.5	63	53.9		
YH10W – 24L	10	24	19.2	76.0	72	61.6		
YH10W – 27L	10	27	21.9	85.5	81	69.3		
YH10W – 30L	10	30	24.4	95.5	90	76.5		
YH10W – 33L	10	33	26.8	104.5	99	84.7		
YH10W – 36L	10	36	29.0	114.0	108	92.5		
YH10W – 42L	10	42	34.1	132.3	126	100.1		

Note: If the parameters requested by the user are beyond the scope of the above table, they can be determined after consultation with our company.

YH10W – 21L ~ 24L METAL OXIDE SURGE ARRESTER

5. OUTLINE AND INSTALLATION DIMENSIONS



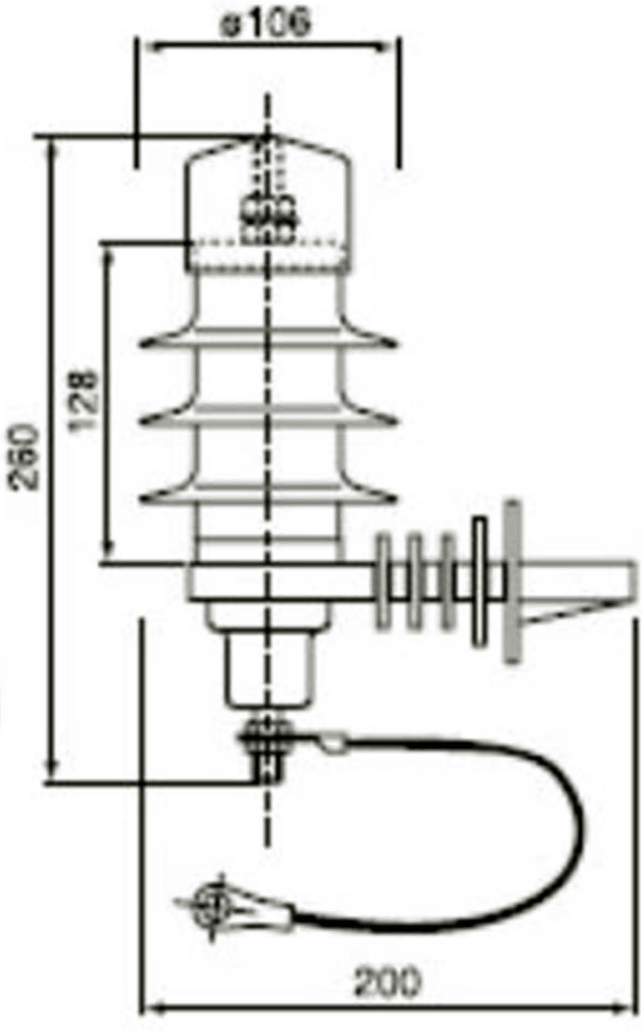

5. OUTLINE AND INSTALLATION DIMENSIONS



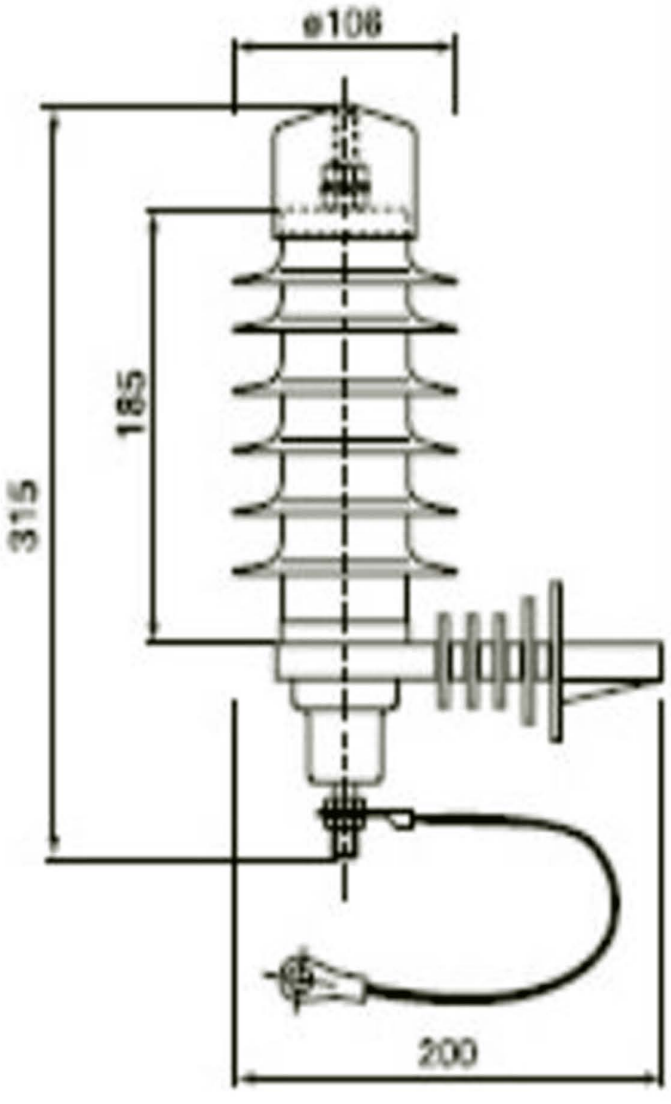

5. OUTLINE AND INSTALLATION DIMENSIONS

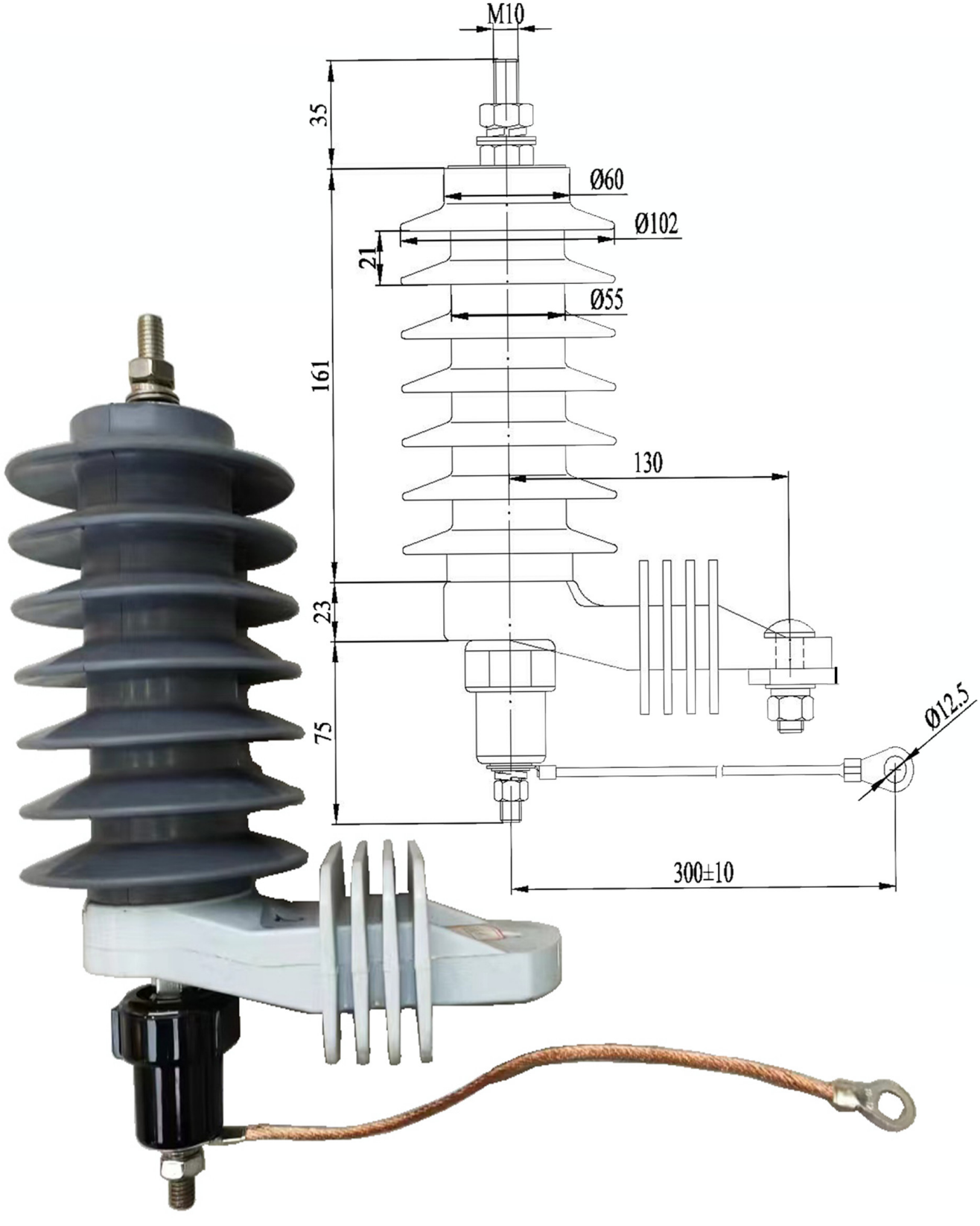

YH10W – 21L ~ 24L METAL OXIDE SURGE ARRESTER

5. OUTLINE AND INSTALLATION DIMENSIONS

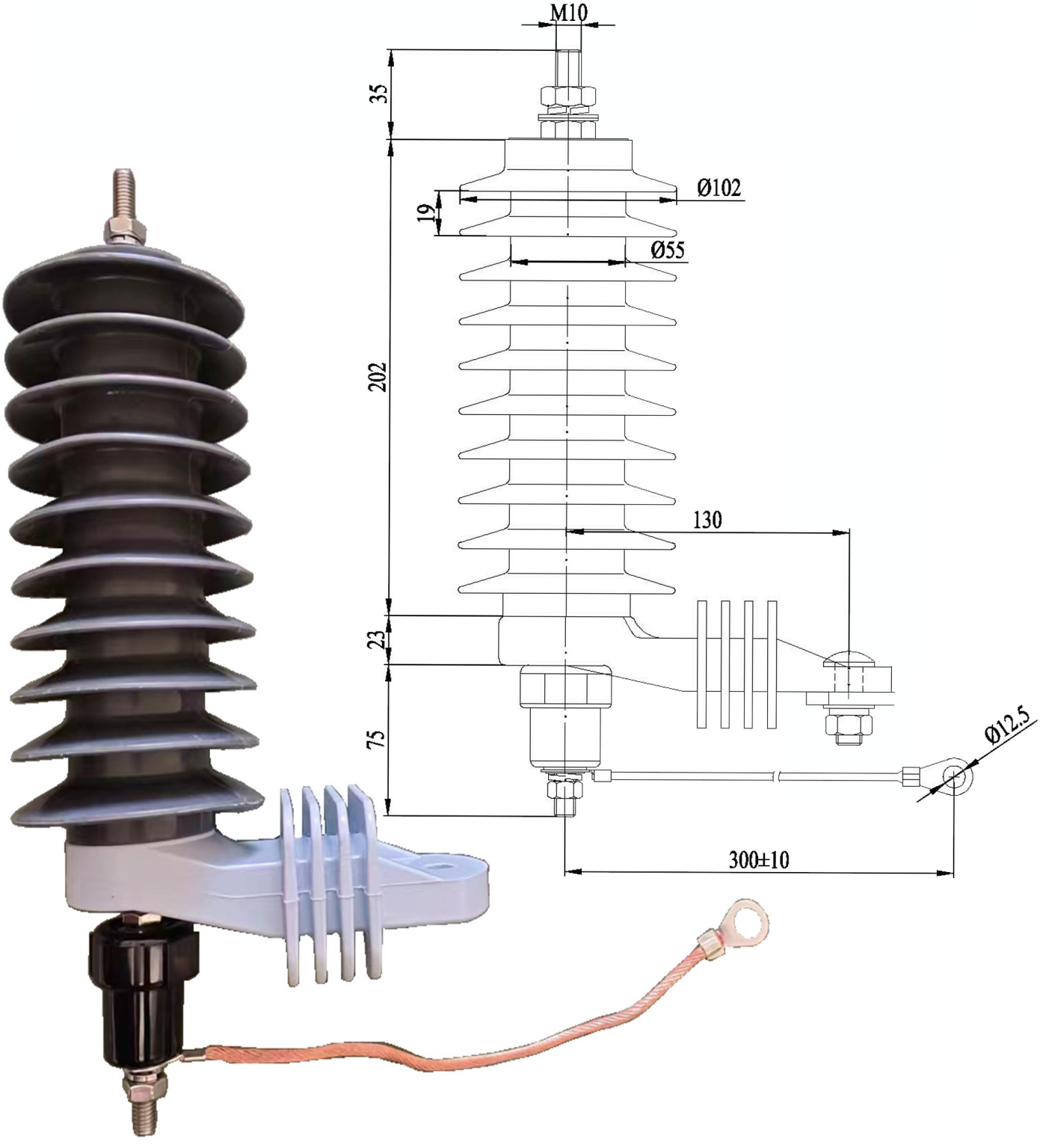

© DENGGAO ELECTRIC CO. LTD; ALL RIGHTS RESERVED

登高电气有限公司

DENGGAO ELECTRIC CO.,LTD.

HEADQUATERS: NO. 208 WEI WU ROAD, ECONOMIC DEVELOPMENT ZONE, YUEQING-WENZHOU, ZHEJIANG-CHINA

PHONE NUMBER: 0577 – 57576678

E-MAIL ADDRESS:sale@dggpower.com

DGG 登高